Klipsch THX Ultra 2 In-Ceiling

Installation Guidelines : KL-7502-THX and KS-7502-THX

FRONT

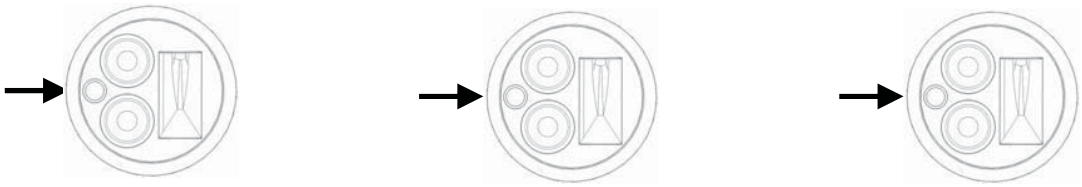

For the front Left, Right, Center locations the port should always be on the **LEFT.**

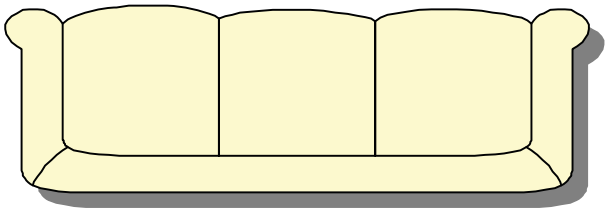

5.1 Side Surround
6.1 Side Surround
7.1 Side Surround

- For **5.1** configurations use two **KS-7502-THX's** as side surrounds <u>or</u> two **KL-7502-THX** as rear speakers.
- For **6.1** configurations use two **KS-7502-THX's** as side surrounds with one **KS-7502-THX** as rear speaker.
- For **7.1** configurations use two **KS-7502-THX's** as side surrounds and two **KL-7502-THX's** as rear speakers.

5.1 Side Surround
6.1 Side Surround
7.1 Side Surround

Port towards **REAR** of room for Side surround speakers.

5.1 Rear Speaker
7.1 Rear Speaker

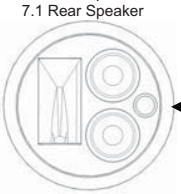

6.1 Rear Speaker

5.1 Rear Speaker
7.1 Rear Speaker

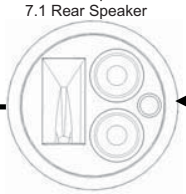

Port on **RIGHT** side of room for REAR speakers.

D101133-A